

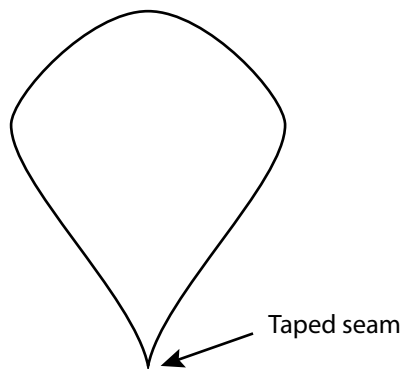


Make a Heart/Diamond Impossible Cylinder



Instructions

- 1) Cut out the shape above.
- 2) Fold a sharp crease along the taped seam.
- 3) Gently squeeze together the creased sides so that the shape opens. Looking down on the cylinder, it should have the shape below.
- 4) Close one eye. Look down on the shape at a 45-degree angle so that the two creases line up with each other.
- 5) Then turn it around 180 degrees and look again.



To read about the mathematics behind this impossible cylinder, see "Sugihara's Impossible Cylinder" by David Richeson (*Math Horizons*, September 2016, 18–19).

Math Horizons is a publication of the Mathematical Association of America.